

Access this article online

Quick Response Code:



Website:
www.jehp.net

DOI:
10.4103/jehp.jehp_458_20

Knowledge and awareness on novel coronavirus spread among dental fraternities in Visakhapatnam, India: A questionnaire-based survey

Ravi Chandra Ravi, Charishma Chowdary Ponugubati¹, Sunil Kumar Bonu², Srividya Athkuri³, Lakshman Varma Uppalapati, Chandrakanth Majeti⁴

Department of Conservative Dentistry and Endodontics, GITAM Dental College and Hospital, Visakhapatnam, Andhra Pradesh, India, ¹Department of Periodontics and Oral Implantology, GITAM Dental College and Hospital, Visakhapatnam, Andhra Pradesh, India, ²Department of Public Health Dentistry, GITAM Dental College and Hospital, Visakhapatnam, Andhra Pradesh, India, ³Department of Conservative Dentistry and Endodontics, GSL Dental College and Hospital, Rajahmundry, Andhra Pradesh, India, ⁴Department of Conservative Dentistry and Endodontics, Army College of Dental, Sciences, Secundrabad, Telangana, India

Address for correspondence:

Dr. Ravi Chandra Ravi,
Department of Conservative Dentistry and Endodontics, GITAM Dental College and Hospital, Visakhapatnam - 530 045, Andhra Pradesh, India.
E-mail: raavi.ravi13@gmail.com

Received: 05-05-2020
Accepted: 06-07-2020
Published: 29-12-2020

Abstract:

INTRODUCTION: The pandemic caused by novel coronavirus (severe acute respiratory syndrome coronavirus 2) in Wuhan, China, in December 2019 is a highly contagious disease. The World Health Organization has declared the outbreak of coronavirus diseases (COVID-19) as a global public health emergency. Currently, the research on novel coronavirus is still in the primary stage. The aim of this study is to assess the knowledge and awareness on COVID-19 disease and related infection control measures among the dental fraternity in Visakhapatnam – the smart city.

METHODS: A total of 808 dentists from the Visakhapatnam region completed a questionnaire-based survey on the knowledge, awareness, and infection control measures related to COVID-19 infection. The questionnaire was tailored from the guidance and information for health-care workers issued by the US Centers for Disease Control and Prevention. Suitable sampling method was used for the collection of data and the distribution of responses was presented as percentages. Explanatory statistics were performed for all groups and subgroups based on the percentage of correct responses. Individual pair-wise comparisons were done using the Chi-square test for the percentage of correct responses.

RESULTS: A total of 825 participated in the survey, of which 808 dentists completely answered the survey, and the response rate was 98%. Among the respondents, males and females are 46.8% and 53.2%, respectively. There was a statistically significant difference for all the questions solicited, among age groups ($P = 0.001, 0.001$) and occupation ($P = 0.001, 0.001, 0.004$). Private practitioners seem to more awareness compared to teaching faculty, undergraduates, and postgraduates, as they have answered correctly (>70%) for almost all the questions.

CONCLUSION: The inputs from the survey help us throw some light and fill up lacunae where required. There is a strong need to implement periodic educational interventions and training programs on infection control practices for COVID-19 among dentists in particular. The information from this survey helps us to make necessary changes in implementing periodic educational webinars and stress on areas where necessary, which is important for the dental fraternity for protecting themselves and shielding our society from COVID-19.

Keywords:

Awareness, COVID-19, questionnaire, survey

Introduction

Viruses of the family Coronaviridae possess a single-strand, positive-sense RNA genome ranging from 26 to 32 kb in

length.^[1] Coronaviruses have been identified in several avian hosts,^[2,3] as well as in various mammals, including camels, bats, masked palm civets, mice, dogs, and cats. Novel mammalian coronaviruses are now

This is an open access journal, and articles are distributed under the terms of the Creative Commons Attribution-NonCommercial-ShareAlike 4.0 License, which allows others to remix, tweak, and build upon the work non-commercially, as long as appropriate credit is given and the new creations are licensed under the identical terms.

For reprints contact: WKHLRPMedknow_reprints@wolterskluwer.com

How to cite this article: Ravi R, Ponugubati CC, Bonu SK, Athkuri S, Uppalapati LV, Majeti C. Knowledge and awareness on novel coronavirus spread among dental fraternities in Visakhapatnam, India: A questionnaire-based survey. *J Edu Health Promot* 2020;9:353.

regularly identified.^[1] For example, an HKU2-related coronavirus of bat origin was responsible for a fatal acute diarrhea syndrome in pigs in 2018.^[4] Among several coronaviruses that are pathogenic to humans, most are associated with mild clinical symptoms,^[1] with two main variations: severe acute respiratory syndrome coronavirus (SARS-CoV), a novel beta-coronavirus that emerged in Guangdong, Southern China, in November 2002^[5] and resulted in more than 8000 human infections and 774 deaths in 37 countries during 2002–2003^[6] and Middle East respiratory syndrome coronavirus (MERS-CoV), which was first detected in Saudi Arabia in 2012^[7] and was responsible for 2494 laboratory-confirmed cases of infection and 858 fatalities since September 2012 including 38 deaths following a single introduction into South Korea.^[8,9]

Regarding pathophysiology and virulence mechanisms of CoVs, SARS-CoV-2 have associations and obstruct the function of nonstructural proteins (nsps) and structural proteins. For example, the research highlighted that nsp is able to wedge the host immune response. Among functions of structural proteins, the envelope has a vital job in virus pathogenicity as it stimulates viral association and discharge.^[10,11]

Deep sequencing studies and laboratory investigations have identified the culprit as a new strain of COV.^[10] Initially, this virus was named as 2019-nCoV. However, the International Committee on Taxonomy of Viruses named it as the SARS-CoV-2 virus.^[11] On February 11, 2020, the World Health Organization (WHO) directly announced the disease caused by this virus as coronavirus disease-2019 (COVID-19). The repeated outbreaks of CoVs indicate a severe public threat. This report suggested the chances of animal-to-human and human-to-human transmission of newly emerged CoVs. The undergoing changes in the ecology and climates of the specific regions in the world make future emergence of such infections more likely.^[10,11]

This disease was noted as a pandemic on March 11, 2020, with global spread and affecting thousands of people. Most of the evidence for this disease comes from the epidemiological findings from China, Korea, Italy, the USA, and the United Kingdom. The information from these countries has helped the researchers and drawn inference for the rest of the world.^[12]

After the Chinese, Italy, and the USA, now the time had come for India. India has confirmed its first case of coronavirus on January 30.

With this mode of transmission, among the health-care workers, dentists are more prone and have the highest risk of being infected. The hypothesis assumed was that there

is no change regarding knowledge and awareness on coronavirus spread among dental fraternities.

The objective of this study is to assess the knowledge and awareness of COVID-19 disease and its related infection control practices among dentists in the city of Visakhapatnam, Andhra Pradesh (India). This was a questionnaire-based survey and was tailored from the guidance and information for health-care workers issued by the US Centers for Disease Control and Prevention (CDC).

Methods (Study Design, Sampling and Sample Size, Collection of Data, and Statistical Analysis)

A pilot study was done on 20 dentists, the reliability of the questionnaire was checked, and the Cronbach's alpha value was 0.8. Before commencing the survey, consent was obtained from all the participants in the Visakhapatnam region. Participants were informed of the information sought before including them in this study. The participants were assured of confidentiality. The survey was prepared in the online form (Google Docs) and was sent to 825 potential responders who included undergraduate and postgraduate students and teaching faculty and private practitioners. The period of the survey was from March 31, 2020, to April 12, 2020, and a total of 808 responders completed the survey with a response rate of 97.93%. The inclusion criteria for the study, especially for the teaching faculty and postgraduates, were those are concerned only to academics and not practicing outside the institution.

The self-administered questionnaire consisting of 16 questions based on knowledge, awareness, and infection control measures related to COVID-19 disease among the dentists. The questionnaire also has questions related to hand hygiene techniques described by the WHO, which were used to test the contributor's knowledge.

A convenient sampling method was used for data collection, and the distribution of responses was presented as frequency and percentages. Subgroups were classified on the basis of gender, age (18–25 years, 25–35 years, and above 35 years), and profession (undergraduate, postgraduate students, and teaching faculty from a teaching institute and private practitioners).

Statistical analysis

The data were tabulated in Excel and descriptive statistics were performed. The software used for the statistical analysis was SPSS version 20, Armonk, NY:IBM Corp for inferential for inferential statistics and Cronbach's alpha. Statistical test used was Chi-square test and the level of significance was set at 0.05 ($P \leq 0.05$).

Results

A total of 825 participated in the survey, of which 808 dentists completely answered the survey, and the response rate was 98%. The majority of the responders were from the age group of 25–35 years (52.40%), followed by 18–25 years (30.20%) and above 35 years (17.5%). Approximately 53.20% of the responders were female and 46.80% were male, 58.90% of the responders were private practitioners, 28% were undergraduates, 7.2% were postgraduates, and 5.9% were teaching faculty [Figures 1-3].

When considering the gender, 71.2% of the males and 62.3% of the females believe that the origin of coronavirus is from the bats, i.e., the response between the genders was statistically significant ($P < 0.001$). When the question arises that supportive care is the only treatment of choice to treat coronavirus, there is a mixed response from the participants, 52.6% of females and 39.4% of males agreed that supportive care is the only treatment of choice which was statistically significant ($P = 0.001$). A statistically significant number of males and females believed that COVID-19 symptoms will appear in between 2 and 14 days ($P = 0.012$). Interestingly, a low percentage of males (20%) and (females (9.1%) said that flu vaccination is helpful in preventing coronavirus spread, and the difference between the gender is statistically significant ($P = 0.001$). For the other questions asked, there was no statistically significant difference between the males and females ($P > 0.05$) [Table 1].

A statistically significant difference ($P = 0.001, 0.001$) was seen in all the questions asked between the age groups (18–25, 25–35, >35 years) [Table 2].

While considering the occupation, the undergraduates, teaching faculty, postgraduates, and private practitioners showed a statistically significant difference for all the questions that were requested ($P = 0.001, 0.001, 0.004$) [Table 3]. Thus, the null hypothesis assumed that there is no difference between the groups that are rejected.

Discussion

From the time of its outburst in Wuhan in December 2019, the COVID-19 disease has had a torrential influence globally. The documentation and separation of suspected cases from the community is the most imperative step in restricting the blowout of COVID-19.

According to the US CDC, a “close contact” is defined as: “being within approximately 6 feet (2 m) of a COVID-19 case for a prolonged period of time or having direct contact with infectious secretions of a COVID-19 case”. Likewise, several additional significant explanations have been stipulated and issued by the CDC.^[13] This group (dentists) has the highest risk

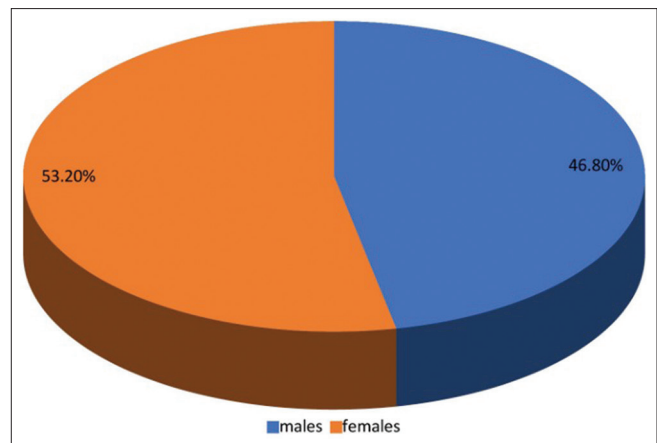


Figure 1: Percentage of males and females participated in the study

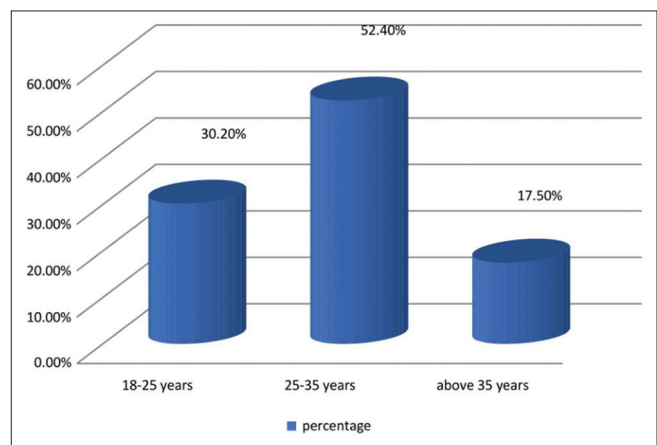


Figure 2: Percentage of the age of the participants

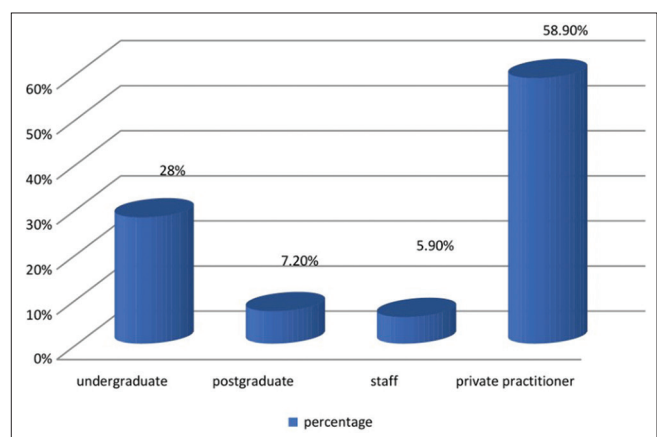


Figure 3: Percentage of responders among the profession

of potential contact with the virus because they will be having near-patient interaction at some point in the health-care setting and consequently at risk of contracting and smattering the contagion.

Mixed response was noted about the supportive care among participants, it might be due to more exposure

Table 1: Questions versus gender

Question	Gender		P
	Males	Females	
Do you think that the coronavirus is originated from bats?			
Yes	269 (71.2)	268 (62.3)	0.000*
No	19 (5)	58 (13.5)	
Maybe	90 (23.8)	104 (24.2)	
COVID-19 is transmitted through air, contact, and fecal- oral routes?			
Yes	343 (90.7)	386 (89.8)	0.895
No	18 (4.8)	23 (5.3)	
Maybe	17 (4.5)	21 (4.9)	
Do you think COVID-19 leads to pneumonia, respiratory failure, and death?			
Yes	353 (93.4)	404 (94)	0.871
No	12 (3.2)	11 (2.6)	
Maybe	13 (3.4)	15 (3.4)	
Do you think dentists are more prone to get infected with the coronavirus?			
Yes	353 (93.4)	406 (94.4)	0.753
No	4 (1.1)	5 (1.2)	
Maybe	21 (5.6)	19 (4.4)	
Do you agree that supportive care is the only treatment of choice for COVID-19?			
Strongly disagree	9 (2.4)	5 (1.2)	0.000*
Disagree	5 (1.3)	18 (4.2)	
Neutral	171 (45.2)	138 (32.1)	
Agree	149 (39.4)	226 (52.6)	
Strongly agree	44 (11.6)	43 (10)	
Which type of masks are more protective to COVID-19			
N95 masks	361 (95.5)	407 (94.7)	0.075
Surgical masks	14 (3.7)	11 (2.6)	
Cloth masks	3 (0.8)	12 (2.8)	
Do you think that there is any impact of social distancing on prevention of coronavirus spread?			
Yes	368 (97.4)	404 (94)	0.060
No	3 (0.8)	6 (1.4)	
Maybe	7 (1.9)	20 (4.7)	
Do you think the hand hygiene and covering of the mouth and face can help in the prevention of COVID-19 transmission?			
Yes	350 (92.6)	397 (92.3)	0.397
No	6 (1.6)	3 (0.7)	
Maybe	22 (5.8)	30 (7.0)	
Do you think the COVID-19 symptoms will appear in between 2 and 14 days only?			
Yes	298 (78.8)	302 (70.2)	0.012
No	29 (7.7)	56 (13.0)	
Maybe	51 (13.5)	72 (16.7)	
Do you think COVID-19 is fatal?			
Yes	272 (72.0)	287 (66.7)	0.262
No	43 (11.4)	55 (12.8)	
Maybe	63 (16.7)	88 (20.5)	
Do you think COVID-19 is more fatal for immunocompromised persons?			
Yes	353 (93.4)	404 (94.6)	0.555
No	8 (2.1)	5 (1.2)	
Maybe	17 (4.5)	18 (4.2)	
Do you think flu vaccination is helpful in preventing coronavirus spread?			
Yes	76 (20.1)	39 (9.1)	0.000
No	84 (22.2)	145 (33.7)	
Maybe	218 (57.7)	246 (57.2)	
Finally, do you think hand sanitization in regular intervals will prevent coronavirus spread?			
Yes	333 (88.1)	362 (84.2)	0.200
No	7 (1.9)	7 (1.6)	
Maybe	38 (10.1)	61 (14.2)	

*As $P \leq 0.05$, it means it is significant; if it is more than 0.05, it is not significant. COVID-19=Coronavirus diseases

Table 2: Questions versus age

Question	Age			P
	18- 25	25- 35	Above 35	
Do you think that the coronavirus is originated from bats?				
Yes	79 (32.4)	340 (80.4)	118 (83.7)	0.001*
No	61 (25.0)	14 (3.3)	2 (1.4)	
Maybe	104 (42.6)	69 (16.3)	21 (14.9)	
COVID-19 is transmitted through air, contact, and fecal- oral routes?				
Yes	199 (81.6)	400 (94.6)	130 (92.2)	0.001*
No	22 (9.0)	12 (2.8)	7 (5.0)	
Maybe	23 (9.4)	11 (2.6)	4 (2.8)	
Do you think COVID-19 leads to pneumonia, respiratory failure, and death?				
Yes	222 (91.0)	403 (95.3)	132 (93.6)	0.001
No	8 (3.3)	12 (2.8)	3 (2.1)	
Maybe	14 (5.7)	8 (1.9)	6 (4.3)	
Do you think dentists are more prone to get infected with the coronavirus?				
Yes	208 (85.2)	416 (98.3)	135 (95.7)	0.000
No	6 (2.5)	3 (0.7)	0 (0.0)	
Maybe	30 (12.3)	4 (0.9)	6 (4.3)	
Do you agree that supportive care is the only treatment of choice for COVID-19?				
Strongly disagree	7 (2.9)	4 (0.9)	3 (2.1)	0.000*
Disagree	16 (6.6)	6 (1.4)	1 (0.7)	
Neutral	92 (37.7)	211 (49.9)	6 (4.3)	
Agree	108 (44.3)	176 (41.6)	91 (64.5)	
Strongly agree	21 (8.6)	26 (6.1)	40 (28.4)	
Which type of masks are more protective to COVID-19				
N95 masks	215 (88.1)	413 (97.6)	140 (99.3)	0.000*
Surgical masks	14 (5.7)	10 (2.4)	1 (0.7)	
Cloth masks	15 (6.1)	0 (0.0)	0 (0.0)	
Do you think that there is any impact of social distancing on prevention of coronavirus spread?				
Yes	227 (93.0)	413 (97.6)	132 (93.6)	0.000*
No	9 (3.7)	0 (0.0)	0 (0.0)	
Maybe	8 (3.3)	10 (2.4)	9 (6.4)	
Do you think the hand hygiene and covering of the mouth and face can help in prevention of COVID-19 transmission?				
Yes	200 (82)	415 (98.1)	132 (93.6)	0.000*
No	9 (3.7)	0 (0.0)	0 (0.0)	
Maybe	35 (14.3)	8 (1.9)	9 (6.4)	
Do you think the COVID-19 symptoms will appear in between 2 and 14 days only?				
Yes	125 (51.2)	359 (84.9)	116 (82.3)	0.000*
No	52 (21.3)	19 (4.5)	14 (9.9)	
Maybe	67 (27.5)	45 (10.6)	11 (7.8)	
Do you think COVID-19 is fatal?				
Yes	134 (54.9)	335 (79.2)	90 (63.8)	0.000*
No	31 (12.7)	26 (6.1)	41 (29.1)	
Maybe	79 (32.4)	62 (14.7)	10 (7.1)	
Do you think COVID-19 is more fatal for immunocompromised persons?				
Yes	220 (90.5)	412 (97.4)	125 (89.9)	0.000*
No	7 (2.9)	0 (0.0)	6 (4.3)	
Maybe	16 (6.6)	11 (2.6)	8 (5.8)	
Do you think flu vaccination is helpful in preventing coronavirus spread?				
Yes	15 (6.1)	74 (17.5)	26 (18.4)	0.000*
No	144 (59.0)	49 (11.6)	36 (25.5)	
Maybe	85 (34.8)	300 (70.9)	79 (56.0)	
Finally, do you think hand sanitization in regular intervals will prevent coronavirus spread?				
Yes	157 (64.3)	406 (96.0)	132 (93.6)	0.000*
No	9 (3.7)	3 (0.7)	2 (1.4)	
Maybe	78 (32.0)	14 (3.3)	7 (5.0)	

COVID-19=Coronavirus diseases

Table 3: Questions versus occupation

Question	Occupation				P
	Undergraduate student	Faculty	Postgraduate student	Private practitioner	
Do you think that the coronavirus is originated from bats?					
Yes	74 (32.7)	15 (31.2)	33 (56.9)	415 (87.2)	0.001*
No	58 (25.7)	8 (16.7)	8 (13.8)	3 (0.6)	
Maybe	94 (41.6)	25 (52.1)	17 (29.3)	58 (12.2)	
COVID-19 is transmitted through air, contact, and fecal- oral routes?					
Yes	179 (79.2)	36 (75.0)	50 (86.2)	464 (97.5)	0.000*
No	22 (9.7)	7 (14.6)	6 (10.3)	6 (1.3)	
Maybe	25 (11.1)	5 (10.4)	2 (3.4)	6 (1.3)	
Do you think COVID-19 leads to pneumonia, respiratory failure and death?					
Yes	205 (90.7)	44 (91.7)	57 (98.3)	451 (94.7)	0.001
No	4 (1.8)	1 (2.1)	0 (0.0)	18 (3.8)	
Maybe	17 (7.5)	3 (6.2)	1 (1.7)	7 (1.5)	
Do you think dentists are more prone to get infected with the corona virus?					
Yes	208 (92.0)	41 (85.4)	52 (89.7)	458 (96.2)	0.004
No	4 (1.8)	0 (0.0)	2 (3.4)	3 (0.6)	
Maybe	14 (6.2)	7 (14.6)	4 (6.9)	15 (3.2)	
Do you agree that supportive care is the only treatment of choice for COVID-19?					
Strongly disagree	10 (4.4)	0 (0.0)	0 (0.0)	4 (0.8)	0.000*
Disagree	16 (7.1)	7 (14.6)	0 (0.0)	0 (0.0)	
Neutral	74 (32.7)	10 (20.8)	23 (39.7)	202 (42.4)	
Agree	97 (42.9)	24 (50.0)	27 (46.6)	227 (47.7)	
Strongly agree	29 (12.8)	7 (14.6)	8 (13.8)	43 (9.0)	
Which type of masks are more protective to COVID-19					
N95 masks	206 (91.2)	44 (91.7)	51 (87.9)	467 (98.1)	0.000*
Surgical masks	12 (5.3)	2 (4.2)	2 (3.4)	9 (1.9)	
Cloth masks	8 (3.5)	2 (4.2)	5 (8.6)	0 (0.0)	
Do you think that there is any impact of social distancing on prevention of coronavirus spread?					
Yes	215 (95.1)	47 (97.9)	52 (89.7)	458 (96.2)	0.000*
No	5 (2.2)	0 (0.0)	4 (6.9)	0 (0.0)	
Maybe	6 (2.7)	1 (2.1)	2 (3.4)	18 (3.8)	
Do you think the Hand hygiene and covering of mouth and 2se can help in prevention of COVID-19 transmission?					
Yes	193 (85.4)	39 (81.2)	55 (94.8)	460 (96.6)	0.000*
No	8 (3.5)	1 (2.1)	0 (0.0)	0 (0.0)	
Maybe	25 (11.1)	8 (16.7)	3 (5.2)	16 (3.4)	
Do you think the COVID-19 symptoms will appear in between 2 and 14 days only?					
Yes	118 (52.2)	28 (58.3)	36 (62.1)	418 (87.8)	0.000*
No	48 (21.2)	11 (22.9)	10 (17.2)	16 (3.4)	
Maybe	60 (26.5)	9 (18.8)	12 (20.7)	42 (8.8)	

COVID-19=Coronavirus diseases

to the media which constantly updates on the current disease symptoms and treatment.

Appropriate hand sanitization practices play an important job in stopping the blowout of infection. The WHO gave the “Five Moments of hand hygiene” explains vital instants. Two simple procedures to sterile hands are handwashing and hand rubbing. The CDC advocates alcohol-based hand rub in maximum circumstances.

However, the question in our survey was focused on hand hygiene, and covering of the mouth will prevent the spreading of infection.^[13]

Practicing proper hand hygiene is important because of the transmission of the 2019-nCoV through the fecal–oral route. Specifically, the dental professionals should wash their hands before the patient examination, before dental procedure, after touching the patient, after

touching the surroundings and equipment without disinfection, after touching the oral cavity, ruptured skin or wound, blood, fluid secretion, and excrement. Hand disinfection is suggested even for patients.^[13] The N95 respirator is chosen over the face mask when exposed to aerosols. Appropriate discarding of the used masks and hand sanitization should be performed. In the present study, majority of the participants answered that N95 masks are protective against COVID-19. This result is also in accordance with the guidelines given by the CDC where N95 masks are more protective against coronavirus spread.^[13] When the question arises about the appearance of symptoms in the infected patients, the modest percentage, i.e., 78.8% of males and 70.2% of females, believed that COVID-19 symptoms will appear in between 2 and 14 days only, which is in accordance with CDC.^[13] Among all the age groups, major proportion stated that immunocompromised patients are at the highest risk to COVID 19. This increased awareness can be attributed to added social responsibility and experience as age increases and constantly updating themselves about the disease.^[14-16]

Interestingly, a low percentage, 20% of males and 9.1% of females, said that flu vaccination is helpful in preventing coronavirus spread, similarly conveyed in the situation report by WHO that flu vaccination has no role in controlling the coronavirus spread.^[17] On the other hand, 88.1% of males and 84.2% of females trusted that hand sanitization in regular intervals will prevent coronavirus spread, similarly reported in the recent study by Modi *et al.* stating that the hand sanitization at regular intervals can prevent the spread of COVID-19.^[15]

To the best of our information, I think, this might be the first study that assesses the knowledge and awareness of COVID-19 among dentists, especially involving undergraduate students, postgraduates, faculty, and private practitioners in Visakhapatnam, India. This survey is one of its kinds, in the way that dental fraternity is one of the high-risk groups to Covid-19 which can be due to aerosols and directly contacting the mouth being the primary source of infection. It is always important to understand the disease as a whole and be well informed before treating a patient. This survey aims to assess their awareness for the same. The results from the survey help to create awareness in the areas lacking behind. Moreover, the responses in the survey were evaluated based the current information available; our understanding of the disease is never static and constantly evolving. It is always important for us to keep us updated with the current standards and regulations as broadcasted by the WHO.

The present position stresses urgent improvement of plans to inhibit infection among high-risk people

including preexposure and postexposure prophylaxis. Several medicines comprising antivirals and antimalarials are under experimental condition. Testing of hydroxychloroquine *in vitro* showed to have some antiviral action against SARS-CoV-2 and can be used as a chemoprophylaxis for health-care professionals. Scientific examinations for the management of COVID-19 pneumonia with hydroxychloroquine are on-going and outcomes of the same will be observed carefully in the upcoming dates.

Limitations of the study

1. The study cannot be generalized to the entire dental fraternity as the survey was done on a group of dentists in the Visakhapatnam region
2. Follow-up surveys (or) surveys with large sample have to be done
3. There are chances of observational error.

Conclusion

The inputs from the survey show that there is a strong need to implement periodic educational interventions and training programs on infection control practices for COVID-19 among dentists in particular. Conducting regular educational webinars with customary guidelines and contents to create more awareness among dental fraternity is important for them to stay safe and protect our society from this COVID-19. It is also essential to keep ourselves well appointed both mentally and physically to fight against such pandemics. These instances helped us to follow an improved hygiene for the welfare of our lives as well as the nation.

Financial support and sponsorship

Nil.

Conflicts of interest

There are no conflicts of interest.

References

1. Su S, Wong G, Shi W, Liu J, Lai ACK, Zhou J, *et al.* Epidemiology, genetic recombination, and pathogenesis of coronaviruses. *Trends Microbiol* 2016;24:490-502.
2. Cavanagh D. Coronavirus avian infectious bronchitis virus. *Vet Res* 2007;38:281-97.
3. Ismail MM, Tang AY, Saif YM. Pathogenicity of turkey coronavirus in Turkeys and chickens. *Avian Dis* 2003;47:515-22.
4. Zhou P, Fan H, Lan T, Yang XL, Shi WF, Zhang W, *et al.* Fatal swine acute diarrhoea syndrome caused by an HKU2-related coronavirus of bat origin. *Nature* 2018;556:255-8.
5. Peiris JS, Guan Y, Yuen KY. Severe acute respiratory syndrome. *Nat Med* 2004;10:S88-97.
6. Chan-Yeung M, Xu RH. SARS: Epidemiology. *Respirology* 2003;8 Suppl: S9-14.
7. Zaki AM, van Boheemen S, Bestebroer TM, Osterhaus AD, Fouchier RA. Isolation of a novel coronavirus from a man with pneumonia in Saudi Arabia. *N Engl J Med* 2012;367:1814-20.

8. Lee J, Chowell G, Jung E. A dynamic compartmental model for the Middle East respiratory syndrome outbreak in the Republic of Korea: A retrospective analysis on control interventions and superspreading events. *J Theor Biol* 2016;408:118-26.
9. Lee JY, Kim YJ, Chung EH, Kim DW, Jeong I, Kim Y, et al. The clinical and virological features of the first imported case causing MERS-CoV outbreak in South Korea, 2015. *BMC Infect Dis* 2017;17:498.
10. Chen Y, Liu Q, Guo D. Emerging coronaviruses: Genome structure, replication, and pathogenesis. *J Med Virol* 2020;92:418-23.
11. Cascella M, Rajnik M, Cuomo A, Dulebohn SC, Napoli RD. Features, Evaluation and Treatment Coronavirus (COVID-19). Treasure Island, FL: Stat Pearls Publishing; 2020.
12. Lu CW, Liu XF, Jia ZF. 2019-nCoV transmission through the ocular surface must not be ignored. *Lancet* 2020;395:e39.
13. Frequently Asked Questions About Hand Hygiene for Healthcare Personnel Responding to COVID-2019; 2020. Available from: <https://www.cdc.gov/coronavirus/2019-ncov/infection-control/hcphand-hygiene-faq.html>. [Last accessed on 2020 Apr 20].
14. European Centre for Disease Prevention and Control. Rapid Risk Assessment: Outbreak of Acute Respiratory Syndrome Associated with a Novel Coronavirus, Wuhan, China. First Update – 22 January 2020. Stockholm: ECDC; 2020.
15. Modi PD, Nair G, Uppe A, Modi J, Tuppekar B, Gharpure AS, et al. COVID-19 awareness among healthcare students and professionals in Mumbai metropolitan region: A questionnaire-based survey. *Cureus* 2020;12:e7514.
16. Modi PD, Kumar P, Solanki R, Modi J, Chandramani S, Gill N. Hand hygiene practices among Indian medical undergraduates: A questionnaire-based survey. *Cureus* 2017; 9:e1463.
17. Coronavirus Disease 2019 (COVID-19) Situation Report (WHO) – 46 Data as Reported by National Authorities by 10AM CET; 06 March, 2020.