

Access this article online
Quick Response Code:

Website: www.jehp.net
DOI: 10.4103/jehp.jehp_35_16

Forecasting the shortage of neurosurgeons in Iran using a system dynamics model approach

Sima Rafiei, Arman Daneshvaran¹, Sina Abdollahzade²

Abstract:

CONTEXT: Shortage of physicians particularly in specialty levels is considered as an important issue in Iran health system. Thus, in an uncertain environment, long-term planning is required for health professionals as a basic priority on a national scale.

AIMS: This study aimed to estimate the number of required neurosurgeons using system dynamic modeling.

SETTING AND DESIGN: System dynamic modeling was applied to predict the gap between stock and number of required neurosurgeons in Iran up to 2020.

SUBJECTS AND METHODS: A supply and demand simulation model was constructed for neurosurgeons using system dynamic approach. The demand model included epidemiological, demographic, and utilization variables along with supply model-incorporated current stock of neurosurgeons and flow variables such as attrition, migration, and retirement rate.

STATISTICAL ANALYSIS USED: Data were obtained from various governmental databases and were analyzed by Vensim PLE Version 3.0 to address the flow of health professionals, clinical infrastructure, population demographics, and disease prevalence during the time.

RESULTS: It was forecasted that shortage in number of neurosurgeons would disappear at 2020. The most dominant determinants on predicted number of neurosurgeons were the prevalence of neurosurgical diseases, the rate for service utilization, and medical capacity of the region.

CONCLUSIONS: Shortage of neurosurgeons in some areas of the country relates to maldistribution of the specialists. Accordingly, there is a need to reconsider the allocation system for health professionals within the country instead of increasing the overall number of acceptance quota in training positions.

Keywords:

Demand, forecast, shortage, supply, system dynamics

Introduction

To have a well-functioning health-care system, it is inevitable to have adequate number with proper performance of health workforce.^[1] Shortage of health professionals whether for poor distribution or insufficient admission quota in the profession has become a significant problem in many countries.^[2] To resolve such problems, planning for health professionals has got a great importance.^[3,4] The aim is to ensure

that health professionals are available and ready to provide services in “the right place at the right time with the right skills.”^[5,6]

Effective planning in this field requires an accurate forecasting of supply and demand for health human resources. There are several approaches including need-, demand-, and supply-based modeling which apply different methods such as regression models, simulation, and Markov chains to project the supply and demand for health workforce.^[7-9] Although the diversity

This is an open access article distributed under the terms of the Creative Commons Attribution-NonCommercial-ShareAlike 3.0 License, which allows others to remix, tweak, and build upon the work non-commercially, as long as the author is credited and the new creations are licensed under the identical terms.

For reprints contact: reprints@medknow.com

How to cite this article: Rafiei S, Daneshvaran A, Abdollahzade S. Forecasting the shortage of neurosurgeons in Iran using a system dynamics model approach. *J Edu Health Promot* 2018;7:16.

Department of Healthcare Management, School of Health, Qazvin University of Medical Sciences, ²Department of Surgery, School of Medicine, Qazvin University of Medical Sciences, Qazvin, ¹Department of Management, School of Management, Sharif University of Technology, Tehran, Iran

Address for correspondence:

Dr. Sima Rafiei, Department of Healthcare Management, School of Health, Qazvin University of Medical Sciences, Qazvin, Iran.
E-mail: sima.rafiee@gmail.com

Received: 16-06-2016
Accepted: 04-11-2017

of methods, a desirable one should contain dynamic variables both in supply and demand side of the model.^[7] It is highly recommended to include epidemiological, demographic, and supply-based determinants into the forecasting model to ensure the comprehensiveness of the model.^[10]

System dynamics (SD) has such ability besides reflecting the changing environment over time. The method was introduced by Forrester in 1956 for planning business and commercial activities and now is widely used in policy-making of the health system.^[11] Since then, many studies have used SD modeling to predict the number of required health workforce.^[12-16] SD is a “computer-based approach to policy analysis which can be applied to deal with dynamic problems arising in social, economic, managerial, or ecological systems.”^[11] This approach has the ability to consider a comprehensive set of dynamic variables in workforce forecasting and to take into account both quantitative and qualitative variables. The model is also useful in evidence-based policy-making for workforce supply and demand by forecasting purposes in long periods of time and responding to “what-if” scenarios. Despite the importance, no study has applied such an approach to estimate supply and demand for health providers in Iran.

Both lack of adequate number of physicians and maldistribution of professionals within the country cause an improper situation which worsens some areas’ condition to meet basic health objectives of the community. Based on the governmental policies in health system, one of the most dominant priorities was to expand specialty positions and admission capacities to improve the situation.^[17] In addition, to deal with such challenges, policymakers have acknowledged that number of specialists must be determined in accordance with health needs of the population.^[18] Thus, planners and decisionmakers in Iran’s health system got a tendency to design an evidence-based model with a comprehensive approach and dynamic nature which is able to estimate number of required health professionals for a long-term period of time.

Shortage of neurosurgeons has been reported in some areas of the country causing serious problems, especially for regions with high rate of road accidents or considerable prevalence of brain and spine diseases.^[17,18] A report by Iran Ministry of Health and Medical Education (MOHME) in 2011 announced that the greatest shortage in health human professionals belonged to neurosurgeons.^[19] Since then, considerable efforts have been dedicated by MOHME to distinguish between shortage of absolute number of specialists within the country and maldistribution among regions.^[18] In fact, increased number of patients diagnosed as a result of accidents and other traumas highlighted the need

for a scientific and logical model to predict number of required neurosurgeons in a national level. In achieving the purpose also to permit the evaluation of different policy effects (residency admission quota, retirement age, medical services utilization rate, and patient population) on supply and demand of neurosurgeons, we constructed a system dynamic model. The method was applied to predict the gap between current and required number of neurosurgeons up to 2020.

Subjects and Methods

As the health human resource market is a dynamic system comprised of several influencing factors, we implemented SD model in Vensim PLE Version 3.0 (Ventana systems Inc, UK), Ventana Systems UK Ltd to address the flow of health professionals, clinical infrastructure, population demographics, and disease prevalence during the time.^[12] The base year for projection was 2015 and simulation was conducted up to 2020. Model is able to acknowledge the procedures that opt to improve the system or resolve its problems. To represent the most important determinants of the system and their causal relations in SD model, causal loop diagram was used [Figure 1].

Model was consisted of two main components: the supply and demand submodels. In the supply side, the flow of neurosurgery residents from training until retirement was depicted beginning with admission to the university as a specialty resident. Some scenarios were considered to examine their effects on physicians’ supply including the admission quota to neurosurgery, acceptance rate in preboard examination, number of available residencies, number of active neurosurgeons, retirement age, and migration rate both into the specialty and out of the specialty. We used sensitivity analysis to estimate the impact of uncertainties in above variables on the forecast analysis results.

The demand side of the model focused on estimating the number of neurosurgeons required to meet population health needs. To this purpose, conceptual framework of the model was based on three main elements: population size and demographic characteristics, health needs, and service utilization rate corresponding to neurosurgery specialty. By multiplying the components, number of neurosurgery services required to meet health needs of Iran population would be achieved. The prevalence of neurospine disorders or injuries (including trauma, stroke, tumors of the brain and spinal cord, and degenerative disorders of the spine) results in the need for neurosurgery services in a specific time duration. In demand submodel, the parameters which manipulated to make alternative scenarios were population growth or ageing, change in prevalence of neurospine disorders representing population health needs, variation in level of neurosurgery

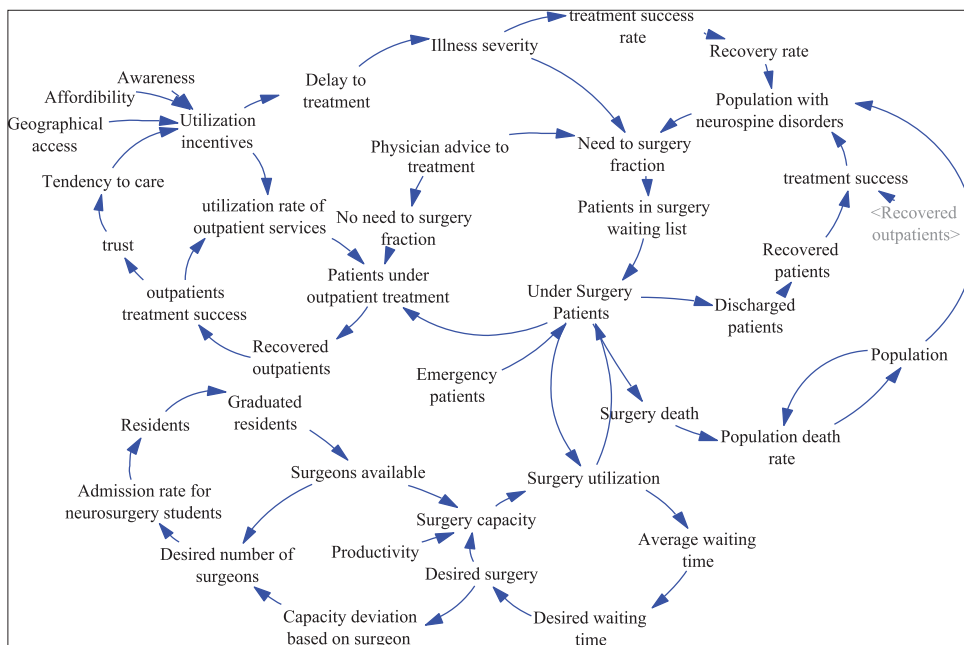


Figure 1: Causal loop diagram of neurosurgeons workforce model

service utilization, and clinical infrastructure capacity in community. The ability of the model to assess the effect of various scenarios turned it into an instrument that allowed managers and decisionmakers in Ministry of Health to improve the situation to an optimal level.

After identification of the variables, stock and flow diagram was outlined for both supply and demand models [Figures 2 and 3] in which squares were representative for stocks, arrows for flows, and circles for auxiliary variables.^[16]

Stock variables illustrate the current status of the system such as number of active neurosurgeons while flow variables represent the rates of change in stocks such as graduation rate in neurosurgery residents. In fact, stocks are built up of flows and mathematically estimated as below.

$$Stock(t) = \int_0^t [Inflow - Outflow] ds + Stock(t_0)$$

Inflow and outflow expressions in the equation stand for their values in an interval between initial time (s) and the present time (t).

To estimate calculations on both supply and demand sides, sixty-one mathematical equations were defined for each variable on the basis of empirical data collected from different sources including expert panel viewpoints. Sample of some equations are listed in Table 1 and data sources used for the simulation model are presented in Table 2.

The main outputs of the model were expected to be: number of neurosurgeons each year of projection, their full-time equivalents, number of required neurosurgeons depending on neurospine diseases, service utilization, workforce, and clinical infrastructure capacity in the community and gap existing in supply and demand for neurosurgeons each year.

Finally, to confirm validity of the model, we compared the actual and estimated number of some variables in a time period which data were available for Table 3.

Results

Study results confirmed the validity of the model as shown in Table 3. The predicted number of residents in 2013 was 184 which was close to the actual value. As shown in Table 3, other estimates were also close to reality.

In 2010, there were 470 neurosurgeons working in public sector of health-care system in Iran. To meet population health needs (based on the estimated prevalence of neurospine disorders and service utilization rate), approximately 170 specialists would be required in 2015. As it is obvious, findings affirmed the available data for the existing year [Table 4]. Results also suggested that by maintaining the status quo without any policy intervention, the estimated shortage would increase gradually over the next 10 years and more surgeons would be required to bring desired level of services to a population.

In the next step, some policy scenarios were applied to address the estimated shortage including change in

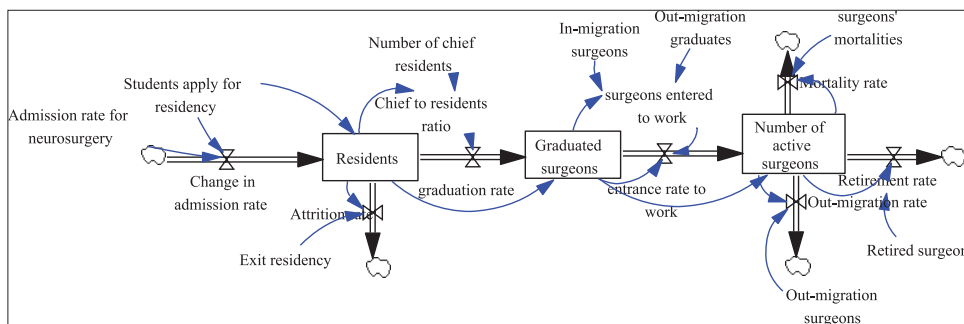


Figure 2: Stock and flow diagram for supply submodel

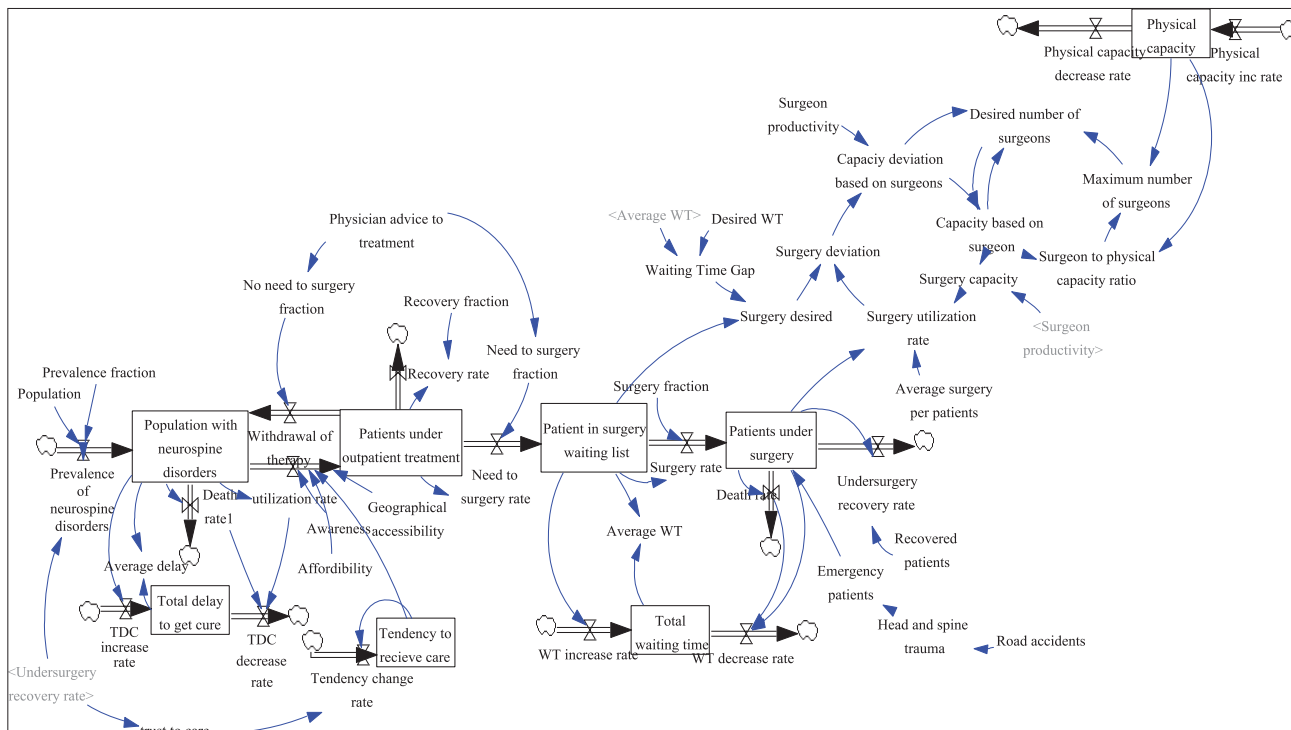


Figure 3: Stock and flow diagram for demand sub-model

admission quota for neurosurgery specialty, change in pass rate for preboard examination, change in retirement age, and attrition rate from labor market. By increasing the quota to 25% in 2014 and consequently a raise in the proportion of graduated surgeons entering to work, physician shortage dramatically reduced in a way that it completely disappeared by the year 2020. Furthermore, an improvement in the pass rate for preboard examination among graduated neurosurgery residents (5% annually) cut the shortage by approximately 15% over 10 years. Similarly, a 5-year increase in retirement age and 30% decrease in attrition rate reduced the specialists' shortage by approximately 5%.

On the other hand, some scenarios were considered in relation to the demand side such as increase in the prevalence of neurospine disorders and service utilization among patients resulting from improvement

in economic access and awareness of people toward their health status. Results confirmed that a 20% increase in disease prevalence and 10% enhancement in service utilization resulted in 46% and 34% increase in neurosurgeons' shortage, respectively. Similar studies agreed that number of CT scan and MRI units in a community had significant effect on the required number of surgeons. Thus, as one of the policy scenarios, we examined the effect of 1% annual decrease in such clinical facilities on projection results [Table 5].

Discussion

Study results acknowledged that number of neurosurgeons will continue to increase during 2010–2020 in a way that shortage in their absolute number would be diminished during the projection time of the SD model. A range of factors have been

Table 1: Equation models in stock and flow diagram

Variable	Algebraic equation
Population	$72,874,050 \times (1 + \text{RAMP} [0.01, 2010, 2013] + \text{RAMP} [0.025, 2013, 2020])$
Population with neurospine disorders	INTEG (backward rate+prevalence of neurospine diseases–death rate–utilization rate)
Affordability	$0.8 + \text{STEP} (0.05, 2014)$
Awareness fraction	$0.75 \times (1 + \text{RAMP} [0.01, 2010, 2020])$
Geographical accessibility	$0.75 \times (1 + \text{RAMP} [0.01, 2010, 2020])$
Need to surgery rate	Neurosurgery patients under treatment \times total surgery fraction
Neurosurgery patients under surgery	INTEG (surgery rate–backward to treatment rate–under surgery death rate–under surgery recovery rate)
Utilization fraction	Affordability \times awareness fraction \times tendency to surgery \times geographical accessibility
Utilization rate	Population with neurospine disorders \times utilization fraction
Capacity utilization based on clinical infrastructure	MIN (need to surgery rate, maximum number of surgeries based on infrastructure)
Maximum number of surgeries based on infrastructure	$140,000 \times (1 + \text{RAMP} [0.037, 2010, 2014] + \text{RAMP} [0.04, 2014, 2020])$
Acceptance fraction	$30 \times (1 + \text{RAMP} [0.25, 2010, 2012] + \text{RAMP} [0.3, 2012, 2015] + \text{RAMP} [0.55, 2015, 2020])$
Neurosurgery acceptance rate	MIN (acceptance fraction, surgeon number gap)
Graduated surgeons	INTEG (change in graduation rate–entrance rate to work–migration rate among graduated surgeons)
Retirement and mortality rate	Number of active surgeons \times retirement and mortality fraction
Number of active surgeons	INTEG (entrance rate to workout–migration rate–retirement and mortality rate)
Surgeon number gap	(Capacity utilization based on physical infrastructure–real capacity utilization)/annual capacity of surgery per surgeon

Table 2: Data sources for the simulation model

Variable	Data source
Number of neurosurgeons in baseline year 2014	Specialists distribution office in MOHME
Demographic characteristics of neurosurgeons	Educational deputy in MOHME
Admission quota in neurosurgery	Educational deputy in MOHME
Pass rate at preboard examination	Educational deputy in MOHME
Retirement rate	A constant rate set by expert panel
Number of population in projection years	National institute of population
Socioeconomic status of population	Regional statistics bureau
Prevalence of neurospine disorders	Literature review, expert opinions
Utilization rate for neurosurgery services	Regional databases
Number of under surgery patients	Regional databases, expert opinions
Average waiting time to receive surgical care	Regional databases, expert opinions
Proportion of recovered patients	Expert opinions
Physical capacity and clinical infrastructure	National guidelines
Workforce capacity	Reports of MOHME
Neurosurgeons' productivity	Expert opinions

MOHME: Ministry of Health and Medical Education

considered to create our forecasting model until 2020 including population demographic and epidemiological change according to age and prevalence of neurospine disorders, incidence of neurospine diseases, utilization rate for outpatient and surgical services among population, clinical infrastructure capacity, supply of neurosurgeons, variations in number of residents and

graduated surgeons, and attrition rate due to migration, retirement, or death.

One of the main objectives of the model was to examine the effects of different policies on neurosurgeons' supply and demand heading for improvement in health workforce capacity of Iran health system. In fact, we applied some policy decisions (such as raising the admission quota for neurosurgery specialty and increase in retirement age of specialist) in the SD model to provide applicable information for planners and simulate their potential effects on their choices.

Before this study was conducted, there was a lack of long-term information about the future status of health professionals in Iran, especially provided by a comprehensive approach and system dynamic modeling. In addition, training policies were on the basis of the results of annual surveys which increased future imbalances in staffing levels in an inappropriate manner.^[20]

Previous studies have estimated the number of health professionals by different methods. The main constraint of such models was due to their static nature.^[7,21,22] To resolve such limitations, we made an effort to establish an inclusive model comprised of a large set of interrelated and dynamic variables related to population health needs, service utilization, human resources capacity, and medical infrastructure to predict the absolute number of required neurosurgeons in the study. Researchers introduced SD during the 1950s and have broadly applied it in human resource planning in recent years. Model has the potential to apply dynamic

Table 3: Validity test for the model

Variable	Actual values				Estimated values			
	Year 2010	Year 2011	Year 2012	Year 2013	Year 2010	Year 2011	Year 2012	Year 2013
Population	72,874,050	73,824,171	75,149,669	75,892,500	72,874,000	73,602,070	75,115,050	75,600,200
Number of residents	150	160	174	182	160	162	170	184
Number of under surgery patients	85,600	83,248	85,970	90,126	80,000	82,085	86,250	91,145
Number of neurosurgeons	475	520	540	560	470	500	531	563

Table 4: Baseline model

Variables	2010	2015	2020
Population	72,874,000	80,125,670	81,424,655
Disease prevalence	330,000	675,000	870,000
Service utilization	78,000	135,000	178,000
Active neurosurgeons	480	670	870
Required number of neurosurgeons	760	840	875
Surplus/deficit	-280	-160	-5

Table 5: Growth rates for the supply and demand of neurosurgeons, 2010-2020

Supply-side variables	Annual growth rate (%)	Supply growth rate (%) in 2020
Admission quota	5	67
Pass rate for preboard examination	5	2
Attrition rate	-2	8
Demand side variables	Annual growth rate (%)	Demand growth rate (%) in 2020
Disease prevalence	2.5	87
Service utilization	1	64
Clinical facilities (CT scan, MRI)	-1	-78

CT: Computed tomography, MRI: Magnetic resonance imaging

feedback loops to generate useful tool for policy planning which effectively clarifies the structures of problems, processes, relations among various factors, and feedback mechanisms.^[23] Such a proactive approach in management and policymaking of health workforce would facilitate more realistic projections and decrease the probability of imbalances in supply and demand conditions.^[24]

Strengths and limitations of the study

The main strength of our study was to ensure a precise estimation of neurosurgeons' supply using key influential factors of surgeon demographics, graduation and pass rate in preboard examination, migration, and retirement. Similarly, important information such as incidence and prevalence of neurospine disorders, current stock of surgeons, clinical capacities of the community, utilization rate for inpatient, and outpatient services were considered in the demand model to guarantee the comprehensiveness. However, the study had some limitations based on the difficulty to acquire data. Improvement in data collection process both on workforce supply and demand would reduce the drawbacks. Study emphasized that the main barriers

to quantitative health human resource modeling were data collection process and selection of proper demand drivers. As the abovementioned limitations, it is apparent that no forecasting model can provide an exact prediction.^[25] In fact, each approach has its own weaknesses and the model applied in this study is no exception. However, developing a comprehensive health workforce model with a conceptual framework including as many of these factors as possible and their causal effects in a dynamic model was a solution that has been proposed.

Interpretation and implications in the context

Effective health workforce planning is critical to guarantee adequate number of staff available and consequently good quality and resourceful health-care services delivered to population.^[26] Lack of adequate attention to this key process will decrease the quality of health services patients receive and increase the burden of expenses enforced to health system.

Conclusion

To address an appropriate number of health workforce, there are a number of forecasting approaches and methods. Since there is always a challenge for selecting an appropriate one, this paper attempted to apply an evidence-based framework to facilitate the process. Our study is the first quantitative and comprehensive effort in the Iranian context to define a systematic method for strategic planning and health human resource forecasting.

Acknowledgment

We acknowledge Iran Ministry of Health and Medical Education that helped us in gathering required data of the study.

Financial support and sponsorship

Nil.

Conflicts of interest

There are no conflicts of interest.

References

1. Roberfroid D, Stordeur S, Camberlin C, Van de Voorde C, Vrijens F, Léonard C. Physician workforce supply in Belgium;

- Current situation and challenges. Health Services Research (HSR). KCE Reports C. Brussels: Belgian Health Care Knowledge Centre (KCE); 2008.
2. Simoens S, Hurst J. The supply of physician services in OECD countries. OCDE Work Pap 2006;21:62.
 3. World Health Organization. Working together for health. In: World Health Report. Geneva: World Health Organization; 2006.
 4. Buchan J, Wismar M, Glinos IA, Bremner J. Health Professional Mobility in a Changing Europe. World Health Organization: The European Observatory on Health Systems and Policies; 2014.
 5. Birch S. Health human resource planning for the new millennium: Inputs in the production of health, illness, and recovery in populations. *Can J Nurs Res* 2002;33:109-14.
 6. Stokker JH, Gillian H. The right person, in the right job, with the right skills, at the right time. A workforce planning model that goes beyond metrics. *Libr Manag* 2009;30:561-71.
 7. Roberfroid D, Leonard C, Stordeur S. Physician supply forecast: Better than peering in a crystal ball? *Hum Resour Health* 2009;7:10.
 8. Busato A, Künzi B. Primary care physician supply and other key determinants of health care utilisation: The case of Switzerland. *BMC Health Serv Res* 2008;8:8.
 9. Retail Online Integration. Contact Centers: How to Calculate Staff Levels and Scheduling Requirements. Available from: <http://www.retailonlineintegration.com/article/contact-centers-how-calculate-staff-levels-scheduling-requirements-27109/1>. [Last retrieved on 2011 Jul 13].
 10. Murphy TG, Birch S, MacKenzie A. Needs-based Health Human Resources Planning: the Challenge of Linking Needs to Provider Requirements. Ottawa: Canadian Nurses Association and Canadian Medical Association; 2007.
 11. Araseki M, Yokooka Y, Ishikawa T, Ogasawara K. The number of Japanese radiologic technologists will be increased in 40 years. *Radiol Phys Technol* 2013;6:467-73.
 12. Homer JB, Hirsch GB. System dynamics modeling for public health: Background and opportunities. *Am J Public Health* 2006;96:452-8.
 13. Joyce C, McNeil J, Stoelwinder J. More doctors, but not enough: Australian medical workforce supply 2001-2012. *Med J Aust* 2006;184:441-6.
 14. Mills MD, Thornewill J, Esterhay RJ. Future trends in the supply and demand for radiation oncology physicists. *J Appl Clin Med Phys* 2010;11:3005.
 15. Chung SH, Jung Chae D, Yoon S, Lee D. A dynamic forecasting model for nursing manpower requirements in the medical service industry. *Serv Bus* 2010;4:225-36.
 16. Barber P, López-Valcárcel BG. Forecasting the need for medical specialists in Spain: Application of a system dynamics model. *Hum Resour Health* 2010;8:24.
 17. Taati E, Meshkini A, Khorasani Zavareh D. Distribution of specialists in public hospitals of Iran. *Health Inf Manag* 2012;9:548-57.
 18. Taghavi M. Need Assessment and Policy Manking to Develop Specialized Human Resources. Research and Planning Center of Higher Education. Iran, Tehran; 2001.
 19. Simforoosh N, Ziaee SA, Tabatabai SH. Growth trends in medical specialists education in Iran; 1979 – 2013. *Arch Iran Med* 2014;17:771-5.
 20. Nikpajouh A. Projecting the demand for cardiologists in Iran: Benchmarking. *Payesh* 2012;11:589-4.
 21. Joyce CM, McNeil JJ, Stoelwinder JU. Time for a new approach to medical workforce planning. *Med J Aust* 2004;180:343-6.
 22. Deloitte Center for Health Solutions. Better Health Care Worker Demand Projections: A Twenty First Century Approach. United States: Bipartisan Policy Center; 2013.
 23. Forrester JW. *Industrial Dynamics*. Cambridge MA: MIT Press; 1961.
 24. Chopra M, Munro S, Lavis JN, Vist G, Bennett S. Effects of policy options for human resources for health: An analysis of systematic reviews. *Lancet* 2008;371:668-74.
 25. Senese F, Tubertini P, Mazzocchetti A, Lodi A, Ruozi C, Grilli R, *et al.* Forecasting future needs and optimal allocation of medical residency positions: The Emilia-Romagna region case study. *Hum Resour Health* 2015;13:7.
 26. Rafiei S, Arab M, Rashidian A, Mahmoudi M, Rahimi-Movaghar V. Factors influencing neurosurgeons' decision to retain in a work location: A Qualitative study. *Glob J Health Sci* 2015;7:333-51.